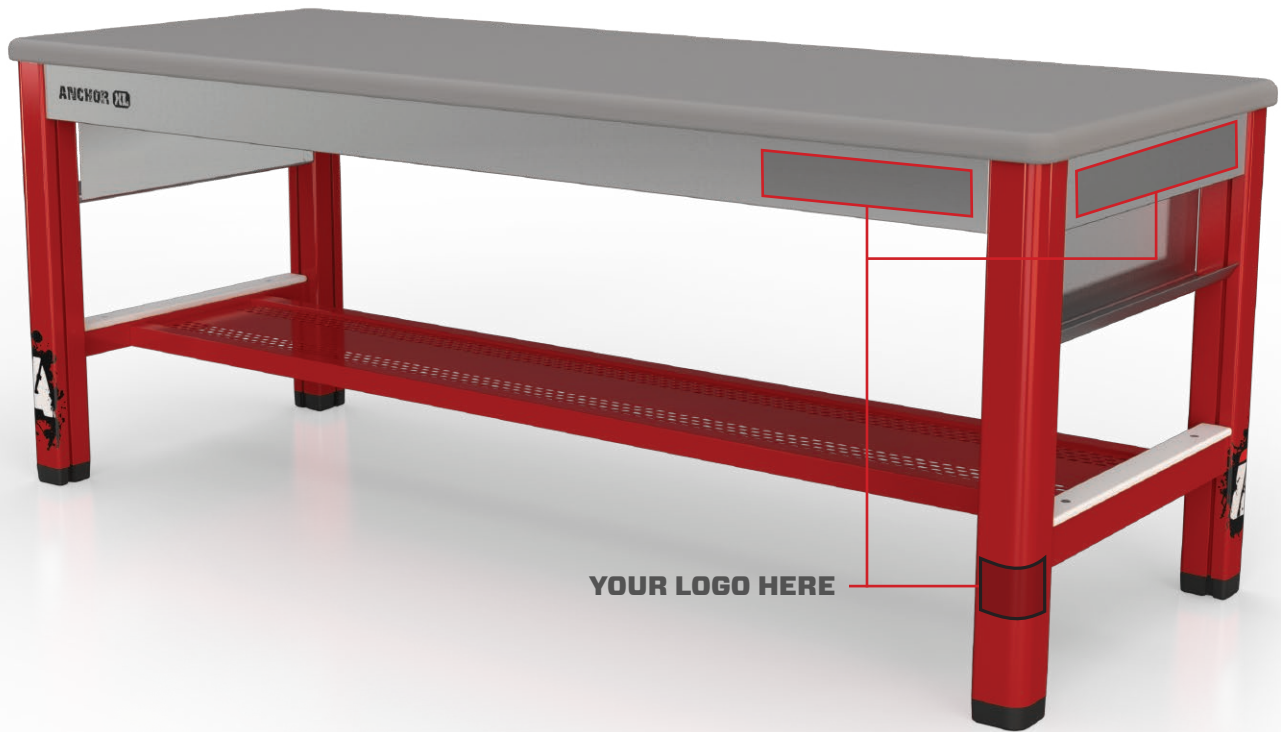


Anchor XL



Just like its namesake, the Anchor XL has your back as a stable base for prevention, assessment, and treatment. Size, adjustability and supply storage options create flexible solutions for cross-sport training. The Anchor XL gives you an additional 250 lb of capacity.

FEATURES

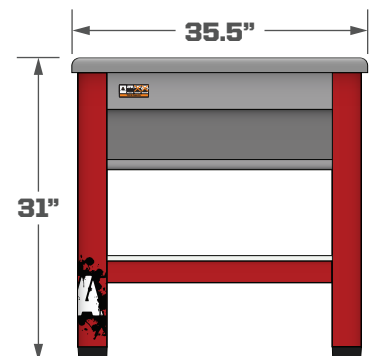
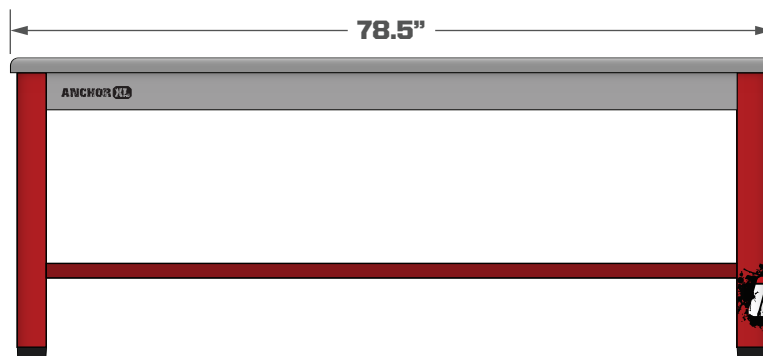
- 2 tape shelves
- Increased weight stability to 750 lb capacity
- Made from durable & corrosion-resistant material
- Sourced and manufactured in the USA
- Customizable with team colors



A Optional: Add-on under table storage.



Anchor XL with cabinet wrap. Call for more information.



ANCHOR XL

250 lb #411703

OPTIONAL

- A** Add-on, under table storage.

See Page 15 for powder coat color options.